

REMA Select 200 Hand chain hoist (high capacities)



The REMA Select 200 is a robust manual chain hoist for heavy and intensive use where safety, ergonomics and a low operating effort are paramount.

Properties

- Equipped with a double pawl system.
- Brake is provided with asbestos free friction discs.
- Safety latches on top and bottom hook.
- In case of overload, the hooks will gradually bend and do not suddenly break off.
- Galvanized load chain Grade 8.
- Galvanized hand chain.

Standard delivery

- 3 meters lifting height (max. between top and bottom hook).
- 2.5 meters operating height.
- Exclusive overload protection.

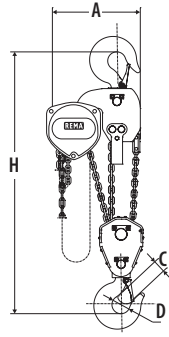
Option

- Available in any other lifting and operational heights.

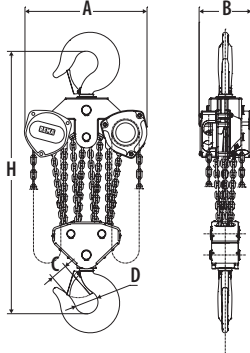
Norm:

- EN12100-1/2, EN13157, EN818-7

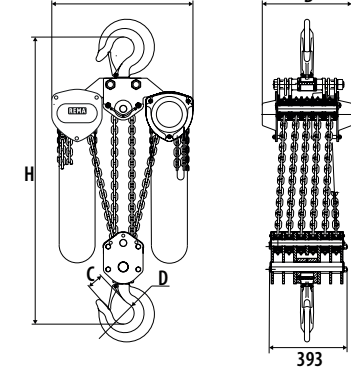
15t



20t



30t



Type	WLL (kg)	Hand force max. (kg)	Load chain (mm)	Number of falls	Operating chain (mm)	Construction height (mm)	Weight (kg)	ProductId
S200-15000KG	15.000	40.0	9.0 x 27.0	6	5.0 x 23.7	920	162.6	0120017
S200-20000KG	20.000	40.0	9.0 x 27.0	8	5.0 x 23.7 (2x)	1060	200.0	0120019
S200-30000KG	30.000	40.0	10.0 x 28.0	12	5.0 x 23.7 (2x)	1450	200.0	0120021

Type	A (mm)	B (mm)	C (mm)	D (mm)	H (mm)
S200-15000KG	386	183	62	77	920
S200-20000KG	577	183	75	90	1060
S200-30000KG	710	452	85	110	1450

